



महाराष्ट्र विद्युत नियामक आयोग
Maharashtra Electricity Regulatory Commission

Ref. No. MERC/FAC/2021-22/E-Letter

Date: 15 November 2021

To,
The General Manager
The Brihanmumbai Electric Supply and Transport Undertaking
BEST Bhavan, BEST Marg
Mumbai 400 001.

Subject: Prior Approval of FAC of BEST Undertaking for the month of August, 2021.

Reference:

1. FAC submission dated 1 October 2021 of FAC for August, 2021.
2. Data gaps communicated to BEST vide email dated 3 October, 2021.
3. BEST's response to data gaps on 5 October, 2021.

Sir,

Upon vetting the FAC calculations for the month of August, 2021 as mentioned in the above reference, the Commission has accorded approval for FAC of **Rs. (14.39) Crore** to its consumers as shown in the table below:

Month	FAC Amount (Rs. Crore)
August 2021	0 (Zero)

The Commission allows the accumulation of FAC amount of **Rs. (352.72) Crore** which shall form part of FAC Fund and shall be carried forward to next FAC billing cycle with holding cost as per the Order dated 30 March, 2020 in Case No 324 of 2019. Further, as directed in the said Order, BEST Undertaking shall maintain the monthly account of FAC Fund and upload it on its website to maintain transparency of FAC Fund and also for information of all the stakeholders.

Yours faithfully,

(Prafulla Varhade)
Director (EE)

Encl: Annexure A: Detailed Vetting Report for the month of August, 2021.



PRIOR APPROVAL FOR FAC CHARGES FOR THE MONTH OF AUGUST 2021

Subject: Prior Approval of Fuel Adjustment Charges (FAC) submission of BEST Undertaking for the month of August, 2021.

Reference:

1. FAC submission dated 1 October 2021 by BEST Undertaking for prior approval of FAC for the month of August, 2021.
2. Data gaps communicated to BEST vide email dated 3 October, 2021.
3. BEST's response to data gaps on 5 October, 2021.

1. FAC submission by BEST Undertaking:

1.1 BEST Undertaking ('BEST') has submitted FAC submissions for the months of August, 2021 as referred above. Upon vetting the FAC calculations, taking cognizance of all the submissions furnished by BEST, the Commission has accorded prior approval to BEST for negative FAC amount of Rs. 14.39 Crore. The approved FAC amount shall form part of FAC Fund and shall be carried forward to next FAC billing cycle with holding cost as per the Order dated 30 March, 2020 in Case No 324 of 2019 (herein after referred to as "Tariff Order").

2. Background

2.1 On 30 March, 2020, the Commission has issued Tariff Order for BEST (Case No.324 of 2019) for True-up of FY 2017-18 and FY 2018-19, provisional True-up for FY 2019-20, and Aggregate Revenue Requirement and Tariff for FY 2020-21 to FY 2024-25. Revised Tariff has been made applicable from 1 April, 2021.

2.2 In the Tariff Order, the Commission has stipulated methodology of levying FAC as follows:

"8.2.15 Stabilising variation in consumer bill on account of FAC

.....

8.2.15.4 Therefore, using its powers for Removing Difficulty under Regulation 106 of the MYT Regulations, 2019, the Commission is making following changes in the FAC mechanism specified under Regulation 10 of the MYT Regulations, 2019:

a. Distribution Licensee shall undertake computation of monthly FAC as per Regulation 10 of the MYT Regulations, 2019 except for treatment to be given to negative FAC as



follows:

(i) Negative FAC amount shall be carried forward to the next FAC billing cycle with holding cost;

(ii) Such carried forward negative FAC shall be adjusted against FAC amount for the next month and balance negative amount shall be carried forward to subsequent month with holding cost;

(iii) Such carry forward of negative FAC shall be continued till the accumulated negative FAC becomes 20% of monthly tariff revenue approved by the Commission in Tariff Order. In case of BEST, such limit shall be Rs. 59 Crore. Any accumulated amount above such limit shall be refunded to consumers through FAC mechanism;

(iv) In case such FAC Fund is yet to be generated or such generated fund is not sufficient to adjust against FAC computed for given month, then Distribution Licensee can levy such amount to the consumers through FAC mechanism.

8.2.15.5 In order to maintain transparency in management and use of such FAC Fund, the Distribution Licensee shall maintain monthly account of such FAC fund and upload it on its website for information of stakeholders. Further, till date, the Distribution Licensees have been levying FAC up to the prescribed limit of 20% of variable component of tariff without prior approval in accordance with the MYT Regulations, 2015, and submitting the FAC computations on a quarterly basis within 60 days of the close of each quarter, for post facto approval. However, as the Commission has created a FAC fund as stated above to address the increase in fuel prices and power purchase costs, the Commission has modified the FAC mechanism such that the Distribution Licensees shall submit the FAC computations on a monthly basis for prior approval, irrespective of whether FAC is chargeable in a month or whether some amount is accruing to the Fund on account of negative FAC.

8.2.15.6 The details of the FAC as per the Regulations, shall be submitted by the 15th of the every month prior to the month in which the FAC is proposed to be levied and the Commission will endeavour to decide on the same within 10 days so that the same can be levied from the 1st of the subsequent month. This prior approval will facilitate the addressing of any difficulties that may arise in giving effect to this fund. All the details will be submitted by the Distribution Licensee as is being done for approval of FAC on post facto basis. Thus, the FAC to the consumers shall now be levied with prior approval of the Commission”

2.3 Vide its letter dated 20 April, 2020, the Commission communicated the excel formats along with the checklist to file FAC submissions for prior approval to all Distribution Licensees. The Commission also directed all Distribution Licensees to file FAC submissions by 15th of every month prior to the month for which the FAC is proposed to be levied for prior approval.

2.4 Accordingly, BEST has filed FAC submissions for the month of August, 2021 for prior



approval of the Commission. The Commission has scrutinized the submissions provided by BEST and has also verified the fuel and power purchase bills provided along with its submissions.

3. Energy Sales of the Licensee

3.1 The net energy sales within licence area as submitted by BEST in the FAC submission and as approved by the Commission are as shown in the table below:

Table 1: Energy Sales Approved and Actual for the Month of August 2021 (MUs)

Consumer Category	Approved by the Commission (MU)	Monthly Approved* (MU)	Actual Sales
	(I)	(II=I/12)	August, 2021 (MU)
	(I)	(II=I/12)	(III)
HT I- Industry	156.66	13.06	12.57
HT II - Commercial	286.41	23.87	16.46
HT III - Group Housing Society (Residential)	30.63	2.55	2.10
HT IV – Railways/Metro/Monorail	2.14	0.18	0.21
HT V - Public Services			
a) Govt. Edu. Inst. & Hospitals	26.57	2.21	2.36
b) Others	196.57	16.38	16.17
HT-VI EV Charging Stations	-	-	-
Total HT Sales	698.99	58.25	49.86
LT I (A)- Residential (BPL)	0.07	0.01	0.00
LT I (B)- Residential	2,102.61	175.22	176.58
LT II - LT Commercial			
(A)- upto 20 kW	927.29	77.27	57.10
(B) >20 kW and <50 kW	211.04	17.59	12.10
(C) - 50 kW	369.84	30.82	25.03
LT III (A) - Industry < 20 kW	43.21	3.60	8.04
LT III (B) - Industry > 20 kW	90.27	7.52	6.62
LT IV - Public Services			
a) Govt. Edu. Inst. & Hospitals	56.14	4.68	4.77
b) Others	183.95	15.33	13.88
LT V(A) – Agriculture Pumpsets	-	-	-
LT V(B) – Agriculture Others	-	-	-
LT VI - EV Charging Stations	0.37	0.03	0.88
Total LT Sales	3,984.80	332.07	305.01
Total	4,683.78	390.32	354.87

*- Monthly approved sales is derived based on average of annual sales for comparison purpose.

3.2 With respect to sales submitted by BEST as per Guidelines dated 19 May 2021, it is



observed that the actual sales for the month of August 2021 is 354.87 MU which is lower by 9.08% as compared to the approved energy sales of 390.32 MU. With respect to the consumption, HT category consumption is 49.86 MU which is on a lower side by 14.39% compared to approved monthly HT energy sales of 58.25 MU and the reduction has been noticed by 8.15% on LT side whereby the actual sales is 305.01 MU as compared to approved monthly LT energy sales of 332.07 MU. The major variation was observed across various categories in view of lower sales due to restrictions imposed due to pandemic, lower activity in commercial / industrial premises and seasonal variation. However, HT – Railways, HT – Public Services (Govt. Edu. Inst. & Hospitals / Others), LT-Residential, LT Industrial (below 20 KW load), LT – Public Services (Govt. Edu. Inst. & Hospitals) and LT EV Charging Station category have witnessed sales higher than the approved monthly sales.

- 3.3 BEST has also submitted the data providing actual billing and estimated billing undertaken for the calculation of total energy consumption for the month of August 2021. BEST further submitted the number of actual and estimated meter readings undertaken for the month of August 2021 as shown below:

Table 2: No. of Meters reading on actual and estimated basis for August 2021

Sr. No.	Particulars	No. of Meters for which actual meter reading is done either manually or through AMR	No. of Meters for which meter reading are estimated.	Total Meters
1	HT	188	0	188
2	LT	1033006	11404	1044410
	Total	1033194	11404	1044598
	%	99%	1%	100%

- 3.4 Accordingly, the Commission has also analysed the comparison of estimated sales and sales based on actual meter reading for last 6 months and it was observed that the assessed sales percentage has been reduced from the month of July 2021 onwards, due to relaxation in COVID Pandemic situation.

Table 3: Actual and Estimated Sales of past 6 months

Particulars	Mar-21	April -21	May 21	June 21	July 21	Aug 21
Actual – MUs	362.88	348.98	349.49	337.52	336.32	352.58
Estimated – MUs	6.38	6.63	7.24	5.64	2.70	2.29
Total	369.27	355.61	356.73	343.16	339.02	354.87
% sales based on Estimated Reading	1.73%	1.86%	2.03%	1.64%	0.80%	0.64%

- 3.5 As per the data, the 100% of HT billing is undertaken on actual basis due to Automatic Meter Reading (AMR) in place whereas under LT category, the billing of about 98.91% is undertaken as per actual meter readings and balance 1.09% is still assessed on an estimated basis. Also, with respect to consumption, under LT Category, about 99.36% consumption is undertaken as per actual meter readings and balance 0.64% is still assessed on an estimated basis.



3.6 Further, comparison of sales of April to August 2021 as compared to last year are as shown below:

Table 4: Monthly Comparison of Sales for Residential, LT (Others) and HT Category

Particulars	LT - Residential (MU)	LT Others (MU)	HT (MU)	Total (MU)
Apr-20	149.90	114.49	39.19	303.58
Apr-21	180.21	126.59	48.81	355.61
May-20	158.43	98.95	42.73	300.11
May-21	199.05	108.25	49.44	356.73
Jun-20	191.74	156.65	41.52	389.91
Jun-21	187.16	105.33	50.67	343.16
July-20	164.72	100.36	46.45	311.53
July-21	170.11	116.94	51.97	339.02
Aug-20	159.28	90.03	47.03	296.34
Aug-21	176.58	128.43	49.86	354.87
April 20 – Aug 20	824.07	560.47	216.93	1,601.47
April 21 – Aug 21	913.10	585.53	250.75	1,749.39

3.7 The Commission observes that overall sales for the month of August, 2021 is higher than August 2020 due to increase in sales of HT and LT Category. This was mainly due to relaxation provided to many of the industrial / commercial activities in August 2021 which was curbed in August 2020 due to widespread COVID-19 Pandemic.

4. Power Purchase Details

4.1 The Commission has approved following sources in the Tariff Order for power purchase by BESTs.

- Tata Power Company Ltd. (TPC-G)
- Manikaran Power Limited
- Renewable Energy (Solar and Non-Solar)
- Short Term Sources (Bilateral and Power Exchange).

4.2 In addition to the aforesaid, there may be some variation in real time (unscheduled interchange) which will be settled through Balancing and Settlement Mechanism as approved by the Commission.

4.3 Summary of Power Purchase for BEST is as follows:

Sr. No.	Particular	Compliance
1	Sources of approved Power Purchase	BEST has purchased power from approved sources.



Sr. No.	Particular	Compliance			
2	Merit Order Dispatch	BEST has followed merit order for scheduling of power and preference was given to cheapest power.			
3	Fuel Utilization Plan	Existing contracts of TPC-G at the time of issue of tariff order has expired in July 2020. TPC-G has entered into new coal contracts for 2.2 MT for 2 years further extendable by 2 years as per directions of the Commission in TPC-G MYT Order through Competitive Bidding.			
4	Pool Imbalance	BEST has drawn 31.08 MU from the imbalance pool to meet its demand.			
5	Sale of Surplus Power	BEST has sold 0.21 MU on IEX at Rs. 12.14/kWh. (para 5.35 to 5.37 below)			
6	Power Purchase	Actual Net Power Purchase is 378.21 MU as against approved 420.71 MU due to lower sales			
7	Source wise Power Purchase				
		Source Name	Approved (MU)	Actual (MU)	Proportion of each Source in Actual Purchase
		TPC-G	304.72	281.31	74.38%
		Manikaran Power	62.05	44.63	11.80%
		RE Sources	2.63	2.41	0.64%
		Net Short Term	51.32	18.78	4.97%
		Imbalance Pool		31.08	8.22%
		Total	420.71	378.21	100.00%
8	Power Purchase: a. Section 62 of Electricity Act, 2003 b. Section 63 of Electricity Act, 2003	<p>BEST is procuring power from only one source i.e. TPC-G under Section 62 of EA, 2003.</p> <p>As part of verification of fixed cost claimed by BEST, the same has been verified from the BEST MYT Order in Case No.324 of 2019.</p> <p>As part of verification of energy charges claimed by BEST, verification of operational parameters, fuel cost, GCV etc. vis-à-vis the MYT Order/Tariff Regulations is carried out</p> <p>The Power procurement from Manikaran Power is through competitive bidding and as approved by Commission.</p> <p>Cost and MUs verified as per Invoice</p>			
9	RE Purchase	Cost and MUs verified as per Invoice			



Sr. No.	Particular	Compliance
10	Short Term Power Purchase	Short-term power purchase invoices of August 2021 are submitted by BEST. All the power purchase quantum and rate are verified from the invoices and has been considered for FAC calculation.

4.4 **The BEST has purchased 378.21 MU as against approved 420.71 MU from the sources approved by the Commission.** The reduction in Power Purchase is due to reduction in sales of BEST as compared to approved Sales in the month of August 2021.

4.5 The following table show the variation in average power purchase cost (Rs/kWh) for the month of August, 2021 submitted by BEST as compared to average power purchase cost approved in Tariff Order:

Table 5: Approved and Actual Power Procurement source wise for the Month of August 2021

Particulars	Tariff Order Dated 30.03.2020			Actual for August, 2021 as submitted by BEST		
	FY 2021-22 – Approved					
	Net Purchase – Monthly*	Cost	Average Power Purchase Cost	Net Purchase	Cost	Average Power Purchase Cost
	MU	Rs. Crore	Rs/kWh	MU	Rs. Crore	Rs/kWh
TPC-G	304.72	140.09	4.60	281.31	126.48	4.50
Manikaran	62.05	27.40	4.42	44.63	17.16	3.84
RE Power	2.63	2.25	8.56	2.41	2.06	8.56
REC	-	5.97	1.00			
Short Term	51.32	20.53	4.00	18.99	7.69	4.05
Imbalance Pool				31.08	8.89	2.86
Gross Total	420.71	196.23	4.66	378.42	162.28	4.29
Less: Sale of Power to IEX				-0.21	-0.26	12.14
Net Power Procurement	420.71	196.23	4.66	378.21	162.02	4.28

*- Although, power purchase quantum is not approved on monthly basis, the monthly quantum is arrived at based on yearly approved quantum and shown for comparison purpose only

5. Power Purchase Cost

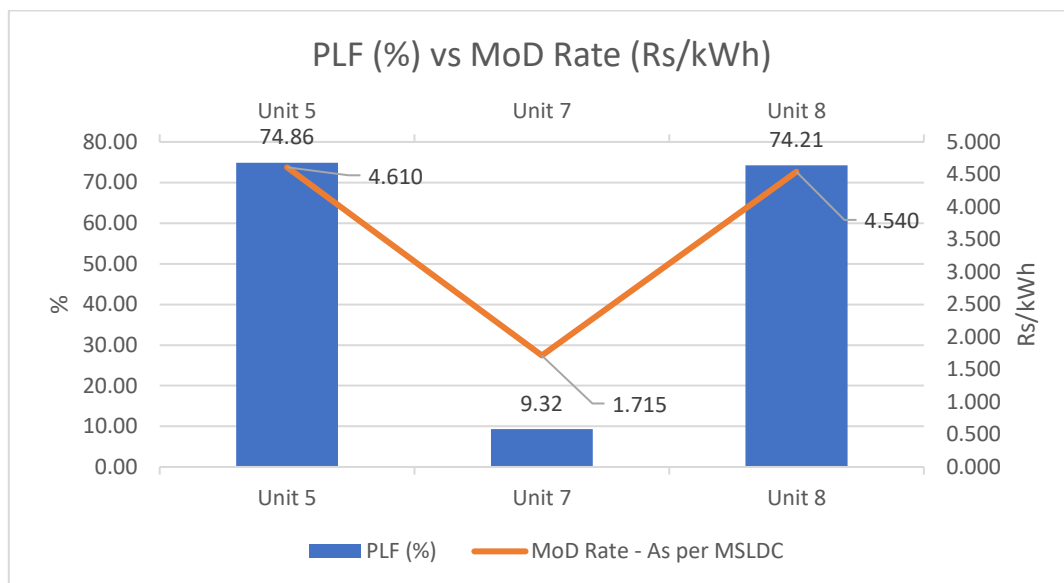
5.1 The Commission has sought detailed bills/invoices for all of the power purchase sources in order to verify the claim of BEST with regards to average power purchase cost for the month of August, 2021. The Commission has verified the Net Purchase, Variable Cost, Fixed Charge and the Power Purchase Cost from the relevant bills/invoices received for all purchasing sources. BEST has purchased power from approved sources as per the Tariff Order.

TPC-G



- 5.2 The Commission in its order dated 2 January, 2019 in Case No 249 of 2018 has allowed BEST to extend its existing PPA for 676.69 MW for a period of five years from 1 April, 2019 to 31 March, 2024. In line with the said Order, BEST share is 51.17% of the total capacity of TPC-G Unit 5, 7 and Hydro whereas its share is 40% in TPC-G Unit 8.
- 5.3 Since BEST and TPC-D have same generating source i.e. TPC-G, BEST has submitted and relied upon TPC-D's FAC submissions in respect of TPC generating units (TPC-G) to the extent they are relevant to BEST. Analysis of TPC-D's FAC submission for August 2021 in respect of TPC-G's supply has already been undertaken while approving FAC submission of TPC-D for August 2021. Accordingly, the Commission has considered the said submissions of TPC-D in respect of TPC-G.
- 5.4 TPC-G Units 5 and Unit 8 have declared Availability of more than 99% which is higher than the normative Availability of 85%, whereas Unit 7 has declared Availability of 25.82% and PLF of 9.32% as the said unit was under planned outage from 9 August, 2021. It is observed that Unit-8 having lower rate in MOD has lower PLF than Unit 5 having higher MOD rate. In response to data gaps raised by the Commission, TPC-D submitted that PLF of Unit-8 was lower due to less availability of unit due to ID suction fan pressure restriction, wet coal issue and coal mill tripping. The graph showing the comparison of Variable Cost in MoD Stack and monthly PLF for TPC-G thermal/gas units is given below:

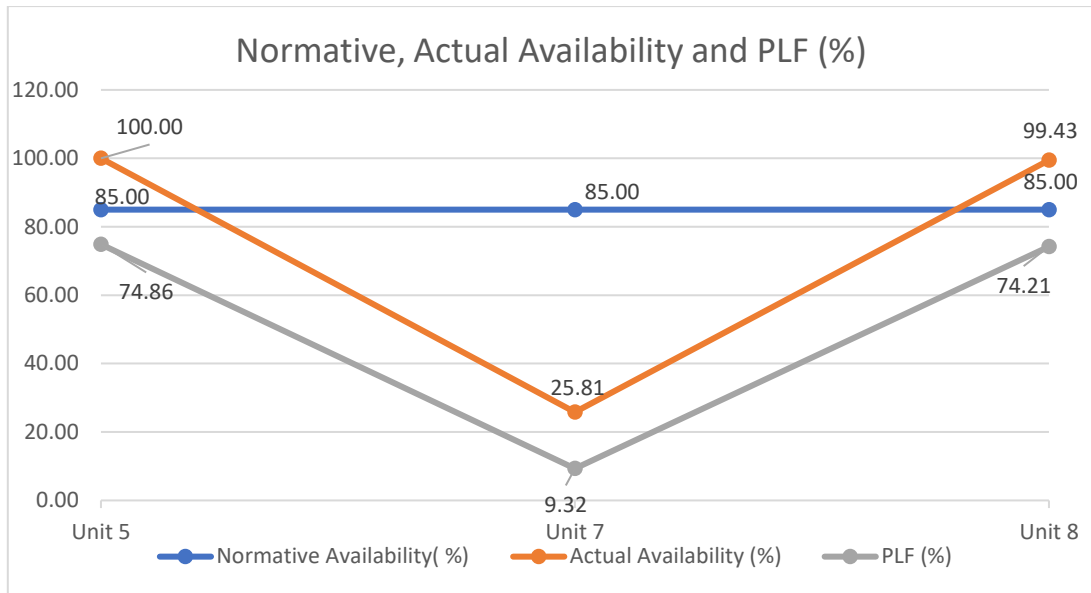
Figure 1: PLF of TPC Generating Units



- 5.5 The graphical comparison of normative availability and actual availability for the month of August 2021 is as given below:

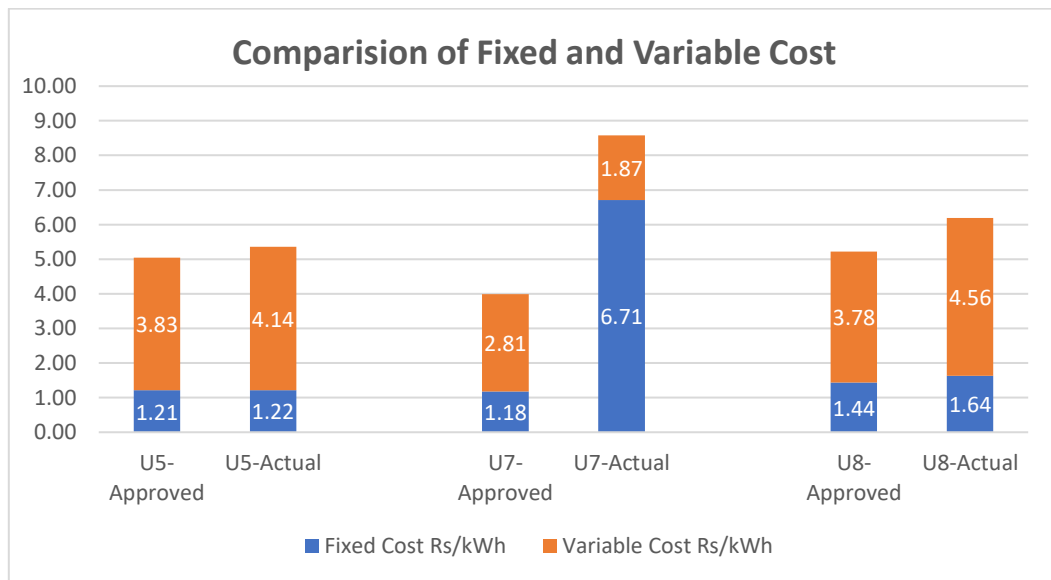


Figure 2: PAF and PLF of TPC Generating Units



5.6 The entire monthly fixed cost was payable in line with MYT Regulations, 2019 as the cumulative plant availability was higher than the normative availability of 85%. It is observed that Units 5, 7 and 8 have lower PLF resulting in higher fixed cost per unit than as approved by the Commission. Also, the Variable Cost of the Unit 5 and Unit 8 was substantially higher than the approved cost mainly due to higher prices of imported coal. In respect of Unit 7, though the variable Cost was lower than approved by the Commission in the Tariff Order, the actual generation was lower due to outage. The comparison of Actual and Approved Fixed and Variable Cost of Units as shown in the graph below shows the impact of fixed cost due to actual generation.

Figure 3: Comparison of Fixed and Variable Cost of TPC Generating Units



5.7 The Availability of TPC-G units as compared to last year is as given below:



Table 6: Availability of TPC-G plant for the month of August 2021

TPC-G Units	Availability – August 2021	Availability – August 2020
Unit 5	100%	98.86%
Unit 7	25.81%	100%
Unit 8	99.43%	100%

5.8 The Commission has observed that **BEST has purchased 281.31 MU from TPC-G as against monthly approved quantum of 304.72 MU.** Further, the Commission has verified that the payment of Fixed Charges for all the Thermal/Gas Units as well as Hydro Units have been worked out based on the cumulative availability as per the provisions of MYT Regulations, 2019.

5.9 The Commission in its Order dated 30 March, 2020 in Case No 300 of 2019 in respect of Fuel Utilisation Plan of TPC-G as held as follows:

“7.17.7 Regarding the imported coal, it is submitted that Thermal Generating Station at Trombay needs ultra-low sulphur, low ash and Mid GCV coal to adhere with the stringent environment norms. Since, PPAs were not finalised during the year 2019 and there was uncertainty with respect to future tie-ups, the coal tie-ups were done only for a period of one year. The long term contract with Adaro is valid till 2020. Also, annual contract with Kideco and with Avra are valid upto July 31, 2020.

7.17.8 Regarding further fuel arrangement, the Commission notes the TPC-G’s submission that, existing PPAs are valid till March 31, 2024 and hence, it is exploring the options to tie up Coal on annual basis or on term basis, to get competitive prices for the required quantity in the best interest of consumers.

7.17.9 As regards Gas Contract, the Commission notes that existing APM gas Contract with GAIL is valid upto December 31, 2020. TPC-G submitted that it will be approaching GAIL for renewal of the contracts for further period as per usual practice.

7.17.10 It is the primary responsibility of Generating Companies to ensure supply of fuel for operation of the plant However, the Commission, in the present Order, has reviewed the fuel arrangement to ensure the availability of plant. Further, TPC-G has tied up its capacity with BEST and TPC-D, which are supplying power to Consumers in Mumbai city. The Commission notes that TPC-G has entered into Fuel Supply arrangement for shorter period in view of uncertainty of PPAs. The existing Coal contracts are valid upto July & August 2020 and Gas Contract upto December 2020. There is limited time available for entering into Fuel Supply contract. Hence, the Commission directs TPC-G to enter into fuel supply contracts or arrangement so as to ensure the supply of fuel till the validity of PPA, i.e., upto March 31, 2024 through transparent process of Competitive Bidding. Further, TPC-G is directed to submit its Status report, on arrangement of Fuel Supply for future period, to the Commission within three (3) months from the date of this Order.”

5.10 TPC-G’s existing contracts for coal purchase expired in July 2020. Vide its letter dated 8 July, 2020, TPC-G informed that it has entered into coal contracts for 2.2 Million MT for



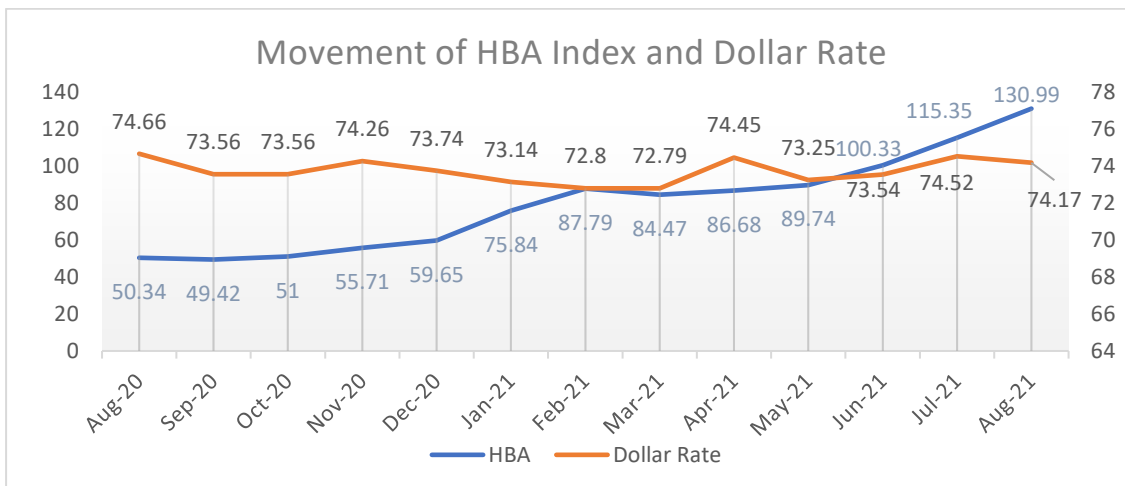
two years from 1 August, 2020 onwards and further extendable by two years through competitive bidding. The Commission notes that the purchase of coal has been from the contracts entered into by TPC-G. The existing contracts which were approved by the Commission in the MYT Order as part of Fuel Utilisation Plan have expired and new contract have been entered through Competitive Bidding. Accordingly, the new contracts for purchase of imported coal will now be considered as part of Fuel Utilisation Plan. TPC-D has also signed contract with GAIL for supply of APM Gas for the period 7 July, 2021 to 6 July, 2026.

- 5.11 **The APPC for TPC-G, which generates power on Imported Coal, Domestic Natural Gas (under APM mechanism), Oil (LSHS), imported RLNG and hydro has been worked out at Rs. 4.50/ kWh as against the approved rate of Rs. 4.60/kWh.**
- 5.12 **The variation in APPC is mainly on account of fixed charge payment, lower generation from Unit 7 and and also due to increase in imported coal price for August, 2021 as explained in paragraph above.**
- 5.13 **The landed cost of coal for energy charge computation as claimed by TPC-G is Rs. 8055.13 /MT as compared to approved rate of Rs. 6907.09/MT. It can be seen that the actual landed price is higher as compared to approved rate in the Tariff Order.** In response to query raised by the Commission in respect of higher rate of TPC, TPC submitted that Tata Power-G thermal power plant at Trombay is operated under 100% Indonesian coal. The price of this coal is based on HBA Index, which is internationally accepted. Since few months, HBA Index has gone up substantially (e.g. HBA Index for June,21 – 100.33 \$/MT, July'21 – 115.35 \$/MT and August'21 – 130.99 \$/MT) and as an effect imported coal prices have gone up, owing to which Trombay Cost of Generation has increased. It also submitted that considering high MOD ranking as per the energy charge rate of the generation from Trombay thermal units, TPC-D requested for zero schedule of Unit 8. TPC-D has also submitted the details in respect of instructions received from MSLDC for operation of Unit 5 and Unit 8. The Commission observes that there has been increasing trend in the imported coal price primarily attributed to demand supply position of the global coal market which is reflected in the HBA index for the last few months. HBA index was the highest in August, 21 as compared to last 12 months. Further, there is a marginal decrease in the dollar rate in the month of August 21 as compared to July 21. It is also observed that there is reduction in price of APM Gas to Rs. 10,834.25/SCM as compared to approved rate of Rs.17,653.75/SCM.
- 5.14 TPC-G mainly procures imported coal from Indonesian market. As per the Contract, the coal reference price is HBA index i.e., Harga Batubara Acuan for Indonesian coal which is set by Ministry of Energy and Mineral Resources (Indonesia). The Commission has sought for prevailing HBA index during the aforesaid period along with the detailed computation of FOB price at which the coal has been procured by TPC-G. The graph below shows the trend of HBA index which is considered by TPC-G for energy charge calculations. It can be observed that the HBA index has witnessed substantial increase



from February, 2021 onwards. Also, the Dollar Exchange rate has witnessed a sharp surge in April, 2021.

Figure 4: Movement of HBA indices and Dollar Rate



* - HBA indices at 6,322 kcal/kg GAR coal with 8% total moisture, 15% ash as received and 0.8% sulphur
 \$ - Dollar Rate source - www.x-rates.com (Average rate for the month for representation purpose and may not be a reference rate at which Coal is procured)

5.15 The Commission has also sought for coal purchase bills considered for August 2021. The Commission has scrutinised the bills submitted and computed the purchase price of coal for the month of August 2021 as shown in Table below:

Table 7: Computation of Purchase price of Coal by TPC-G for the month of August 2021

Date	Invoice QTY	GCV	HBA	Correction as per FSA	Invoice Rate	Coal Cost	Freight Rate	BF Correction	Freight Payable	Total Coal Cost	
	MT	kcal/kg	\$/MT	\$/MT	\$/MT	\$	\$/MT	\$/MT	\$	\$	\$/MT
A	b	c	D	E	f	g	H	I	J	k	l
19-Jul-21	49200	4888	115.35	38.19	77.16	3796272	12.07	0.14	586956	4383228	89.09
25-Jul-21	49602	4987	115.35	33.14	82.21	4077780	12.07	0.15	591256	4669036	94.13
26-Jul-21	49545	4874	115.35	37.94	77.41	3835278	12.07	0.15	590576	4425855	89.33
06-Aug-21	48550	4822	130.99	45.86	85.13	4133062	12.07	0.22	575318	4708379	96.98
Total	196897	4893	119.21	38.75	80.46	15842392	12.07	0.16	2344106	18186498	92.37

5.16 TPC-D has submitted the detailed coal computation for the coal purchased in August, 2021 and also the reconciliation of coal cost considered in Form F12 along with each coal invoice. The coal cost is arrived on the basis of Goods Receipt Note (GRN) in the SAP system which is dependent on the rate of coal purchase (in Rs./MT or USD/MT) considered at the time of coal order (PO) booking. However, the coal cost mentioned in the coal invoice is as per the base price of coal purchase (in Rs./MT or USD/MT) arrived on the basis of actual gross calorific value, Moisture content, Ash content, Sulphur content, HBA indices etc. Once the invoice is booked in the SAP system after GRN of full coal quantity of a shipment, the cost as per coal invoice gets booked against each shipment in the SAP system in order to make payment to the supplier. To facilitate this, the difference between coal cost in Goods Receipt Note (GRN) and coal cost in the invoice is booked as adjustment entry in the SAP. Hence, the coal inventory gets valued



ultimately at the invoice values and at the coal purchase rate (in Rs./MT or USD/MT) prevailing on the date of billing.

- 5.17 Further, as the coal purchase during a month is generally not utilised in the same month, hence, there is a variation in above computed coal price vis-à-vis coal price as considered by TPC-G for energy charge calculations. The cost of coal for energy charge computation pertains to coal consumed during the respective months which is arrived based on the actual cost of coal inventory as well as the purchased coal cost received in the coal yard.
- 5.18 Apart from above, the Commission has also sought for third party sampling report for GCV verifications. TPC-G has submitted the third-party sampling certificate for the respective period. The Commission has verified the document submitted and found to be in order. TPC-G has also considered the stacking loss as per norms approved by the Commission while computing the Energy Charges.
- 5.19 From the Table above, the basic purchase cost of imported coal including freight during the month of August, 2021 as per bills submitted worked out at USD 92.37/MT. TPC has booked Rs. 6889.61/MT (i.e. Rs. 5963.22/MT for Coal and Rs. 926.39/MT for freight). Also, other coal handling charges such as insurance, handling and wharfage charges, taxes and duties, clean energy cess and other miscellaneous charges considered by TPC are in line with the average prices approved in the previous quarters and accordingly, the total landed cost of coal arrived is Rs. 8730.13/MT. Accordingly, the break-up of the cost as submitted by TPC and as considered by the Commission against the procurement of coal for the month of August, 2021 is as given below:

Table 8: Break-up of Coal Cost for the month of August 2021 for TPC-G

Sr. No	Particular	Source / Formula	Units	As Submitted – Coal Cost	As Approved – Coal Cost
1	Basic Coal cost + Freight in Rs.	As submitted	Rs./MT	6,889.61	6,889.61
2	Excise + Custom Duty + CE Cess+ Insurance	As submitted	Rs./MT	792.06	792.06
3	Handling and Wharfage	As submitted	Rs./MT	657.37	657.37
4	Other Fuel Handling Charges	As submitted	Rs./MT	381.00	381.00
5	Other Adjustment	As submitted	Rs./MT	10.10	10.10
6	Total as per Form 12	Sum (3:7)	Rs./MT	8,730.13	8,730.13

- 5.20 It is observed that there is difference in coal cost considered in Form 11 and Form 12. TPC submitted that the difference in the cost is due to Foreign exchange variation due to difference in dollar rate at the time of booking of Purchase Order and the actual payment made to vendor and the employee cost. Accordingly, the coal consumption cost considered by the Commission as per Form 11 is as given below:



Table 9: Coal Consumption Cost for the month of August 2021 of TPC-G

Particulars	Units	TPC Submission	As Approved
Form F12 - Coal Consumption Cost	Rs/MT	8454.58	8454.58
Foreign Exchange Rate Variation	Rs/MT	(489.82)	(489.82)
Employee Cost	Rs/MT	90.36	90.36
Form F11 - Coal Consumption Cost	Rs/MT	8055.13	8055.13

5.21 In view of the above, the Commission has considered APPC of Rs 4.50/kWh as against approved rate of Rs. 4.60/kWh for power purchased from TPC-G. The APPC varies due to higher Fixed Cost/unit of power purchased from Unit-5 and Unit-8, lower variable cost of Unit-7 and increase in imported fuel price resulting in higher variable cost of Unit-5 & 8.

5.22 Variation in power purchase expenses from TPC-G can be divided on account of change in quantum and per unit rate as follows:

Month	Increase in Expenses for power purchase from TPC-G (Rs. Crore)		
	On Account of change Quantum of Power Purchase	On Account of change in Per Unit rate of Power Purchase	Total
August 2021	(10.53)	(3.08)	(13.61)

Out of above, variation on account of increased per unit rate is only considered for FAC computation.

Manikaran Power Limited (Medium Term PPA)

5.23 The Commission in its Order in Case No. 249 of 2018 dated 2 January, 2019, allowed BEST to tie up 100 MW Power with M/s. Manikaran Power Ltd. through M/s. Sai Wardha Power Generation Ltd for 5 years from 1 April, 2019 to 31 March, 2024 and accordingly Medium Term PPA was signed on 24 May 2019.

5.24 The Commission has noted that there was delay in signing of agreement along with subsequent events as stated by BEST in its MYT Order which has led to the power supply not commencing on 1 April, 2019. However, the power supply has started from April 2020 which was envisaged at the time of issue of Tariff Order.

5.25 As submitted by BEST, it has purchased 44.64 MU at average rate of Rs. 3.84/kWh as against approved rate of Rs. 4.42/kWh. The reduction in rate was due to damages applied as per clause 11.6.2 of PPA as the availability of power for the month of August 2021 was 60.05% which is lower than normative availability of 85% PAF. This has resulted in shortfall of 18.56 MU for the month of August 2021. The damages for lower availability were payable at the rate of 25% of the Fixed Charge i.e. 50 paise per unit against the shortfall unit.



“11.6.2 In the event that Availability in any month is less than the Normative availability, the fixed charge for such month shall be reduced to the extent of shortfall in Normative Availability and in addition, any reduction below the Normative Availability shall be multiplied by a factor of 0.25 (zero point two five) to determine the Damages payable for such reduction in Availability. For the avoidance of doubt, the parties agree that the damages to be deducted for any reduction in Normative availability shall be 25% (Twenty Five Percent) of the Fixed Charge which is reduced on account of shortfall in Availability below Normative availability”

5.26 Accordingly, the Commission has considered the said purchase from Manikaran Power Limited for the month of August 2021 as per invoice submitted by BEST. The details of approved v/s actual are as shown in the table below:

Table 10: Power Procurement from Manikaran Power Limited for the month of August 2021

Source	Power Purchase Quantum (MU)	Fixed Cost (Rs. Crore)	Fixed Cost (Rs./kWh)	Variable Cost (Rs. Crore)	Variable Cost (Rs./kWh)	Total Cost (Rs. Crore)	APPC (Rs./kWh)
Approved	62.05	14.62	2.36	12.78	2.06	27.40	4.42
Actual	44.63	8.94	2.00	8.22	1.84*	17.16	3.84

*-includes damages of Rs. 0.93 Crore payable due to lower availability.

5.27 Variation in power purchase expenses from Manikaran Power Limited (MPL) can be divided on account of change in quantum and per unit rate as follows:

Month	Increase in Expenses for power purchase from MPL (Rs. Crore)		
	On Account of change Quantum of Power Purchase	On Account of change in Per Unit rate of Power Purchase	Total
August 2021	(6.70)	(3.55)	(10.24)

Out of above, variation on account of increased per unit rate is only considered for FAC computation.

Renewable Sources

5.28 BEST has entered into Long term PPA for 20 MW with M/s Walwahn Solar MH Ltd (earlier Welspun) to meet its Solar RPO. The Commission in the Tariff Order has approved the purchase of solar power from the said PPA at Rs. 8.56/kWh.

5.29 Further, the Commission has also approved annual purchase of non-solar and solar REC's



at Floor Price of Rs.1.00/kWh for approximately 716 MUs towards shortfall in meeting RPO.

5.30 **BEST has purchased 2.41 MU of Solar Power at Rs 8.56/kWh for August 2021 from M/s. Walwahn Solar MH Ltd.** The Commission has verified the said purchase from the invoice submitted by BEST and has accordingly considered the said solar purchase for FAC.

5.31 The Commission notes that BEST has not purchased any solar/non-solar REC in the month of August 2021.

5.32 Variation in power purchase expenses from RE Sources can be divided on account of change in quantum and per unit rate as follows:

Month	Increase in Expenses for power purchase from RE Sources (Rs. Crore)		
	On Account of change Quantum of Power Purchase	On Account of change in Per Unit rate of Power Purchase	Total
August 2021	(0.19)	-	(0.19)

Out of above, variation on account of increased per unit rate is only considered for FAC computation.

Short Term Purchase

5.33 **With regards to short term purchase, BEST has purchased 18.99 MU at average rate of Rs. 4.05/kWh as compared to approved rate of Rs. 4.00/kWh.** The overall power purchased from Power Exchange was about 5.02% of Net power procured during the month of August 2021 mainly to meet the shortfall during day-time. Accordingly, the Commission has considered the power purchased from power exchange.

5.34 Accordingly, variation in power purchase expenses from Short Term Purchase can be divided on account of change in quantum and per unit rate as follows:

Month	Increase in Expenses for power purchase from Short Term (Rs. Crore)		
	On Account of change Quantum of Power Purchase	On Account of change in Per Unit rate of Power Purchase	Total
August 2021	(13.09)	0.25	(12.84)

Out of above, variation on account of increased per unit rate is only considered for FAC computation.

Sale of Power

5.35 **BEST has done sale of surplus power to the extent of 0.26 MU during the month at Rs. 12.24/kWh.** As per PPA with TPC, BEST is having allocation of 51.17% from Unit 5 & 7 and Hydro generation and 40% from Unit 8. TPC-G schedule its thermal/hydro



plant availability after considering total demand of BEST and TPC-D as a whole and availability from all other contracted sources of both discoms.

- 5.36 In the month of August'2021, in some of the 15-min time blocks, there was surplus power due to higher availability of scheduled Hydro generation over the BEST's demand; particularly in the evening period. Also, the lowest rate under State MOD stack for the month of August 2021 was Rs. 2.05/ Unit. Further, injection of surplus power in the grid would have attracted Unscheduled Interchange (UI) charges depending on grid scenario.
- 5.37 Therefore, to optimize power purchase cost, the surplus power of 0.26 Mus was sold through power exchange (IEX) from which BEST has earned Revenue of Rs. 0.26 Crore (i.e. Rs. 12.24/Unit). In view of the aforesaid, the Commission has considered the actual quantum and revenue against surplus sale.

Imbalance Pool

- 5.38 BEST has submitted that it has considered the actual transmission loss of 3.40% for the month of August 2021 and accordingly has computed the quantum of imbalance pool. Accordingly, it has computed the drawal of 31.08 MUs from the imbalance pool during the month of August 2021. This drawal contributes to around 8.22% of the total power procurement in the month of August 2021. Accordingly, BEST has considered the rate of Rs. 2.86 per unit for drawal of such power from the grid and has included in the power procurement cost.
- 5.39 However, it was observed by the Commission that there has been an increasing trend of power drawal from imbalance pool quantum from the month of July onwards and for August, the quantum is around 8% of total power purchase. The Commission has sought clarification for the same. In response to the data gap raised by the Commission, Best submitted as follows:

“Under Intra-state ABT mechanism, Load-Generation balance is carried out by MSLDC on centralized MOD principle. The incremented / decremented units to the State Imbalance Pool is not only due to deviation between Scheduled drawl and Actual drawl of any Discom, but is also due to variation between Scheduled Generation as per MOD principle and Actual Generation as per MSLDC's real-time instructions based on the system conditions.

For the day-ahead schedule, BEST matches its forecasted drawl with the availability from its contracted thermal/hydro/RE sources. However, the real-time instructions of MSLDC to vary the target scheduled generation of BEST's contracted generators for the system conditions is the major factor for increase in drawl from imbalance pool.”

- 5.40 The Commission noted the submission of BEST, however BEST should not consider the imbalance pool power as a source of the power as same is meant for marginal deviations that happen in real time.
- 5.41 Since the said drawl from the pool may be on account of either increase in demand of consumers than estimated by the Licensee or due to lower generation than scheduled by



the generator, in both the scenarios, power has been drawn by the Licensee and supplied to its consumers. The said power supplied to the consumers is already billed as per Tariff approved by the Commission. The Energy Charge approved also includes the element of power purchase. It is therefore pertinent that such cost of such power drawn from the pool is considered while computing FAC.

- 5.42 Due to historical issues of delay in computing imbalance pool quantum and cost of power, for which appropriate orders are already passed by the Commission, the imbalance pool quantum and cost is required to be considered on provisional basis to avoid any adverse impact in future. If the said cost and quantum is not considered, it will not only result in recovering the cost from the consumers as billing has already been done, but also increase the overall power purchase cost for the particular month having positive impact on FAC and burdening the consumers.
- 5.43 Also, as and when the final bills are issued by MSDLC, the power purchase cost of the imbalance pool quantum will be levied in future months, thereby burdening the consumers in future in that month when such cost will be levied. Accordingly, to balance the overall interest of consumers and licensee, the Commission has considered imbalance pool quantum as submitted by the BEST at provisional rate of Rs. 2.86/kWh as considered in the MYT Order. This provisional consideration of cost for FAC computation will get adjusted during truing-up of the respective year.

Approved Cost of Power Purchase

- 5.44 In view of the above, the overall cost approved in the Tariff Order and actual for the month of August, 2021 considered by the Commission is as shown below:

Table 11: Approved Power Purchase Cost for the month of August 2021

Particulars	Source	Power Purchase Quantum (MU)	Fixed Cost (Rs. Crore)	Fixed Cost (Rs. /kWh)	Variable Cost (Rs. Crore)	Variable Cost (Rs. /kWh)	Total Cost (Rs. Crore)	APPC (Rs. /kWh)
TPC-G*	Approved	304.72	36.80	1.21	103.29	3.39	140.09	4.60
	Actual	281.31	35.27	1.25	91.22	3.24	126.48	4.50
Manikaran Power*	Approved	62.05	14.62	2.36	12.78	2.06	27.40	4.42
	Actual	44.63	8.94	2.00	8.22	1.84	17.16	3.84
Renewable Power	Approved	2.63	-	-	2.25	8.56	2.25	8.56
	Actual	2.41	-	-	2.06	8.56	2.06	8.56
REC	Approved	-	-	-	5.97	1.00	5.97	1.00
	Actual	-	-	-	-	-	-	-
Short Term Purchase	Approved	51.32	-	-	20.53	4.00	20.53	4.00
	Actual	18.99	-	-	7.69	4.05	7.69	4.05
Sale of Power	Approved	-	-	-	-	-	-	-
	Actual	-0.21	-	-	-0.26	12.14	-0.26	12.14
Imbalance Pool	Approved	-	-	-	-	-	-	-
	Actual	31.08	-	-	8.89	2.86	8.89	2.86



Particulars	Source	Power Purchase Quantum (MU)	Fixed Cost (Rs. Crore)	Fixed Cost (Rs. /kWh)	Variable Cost (Rs. Crore)	Variable Cost (Rs. /kWh)	Total Cost (Rs. Crore)	APPC (Rs. /kWh)
Total	Approved	420.71	51.42	1.22	144.81	3.44	196.23	4.66
	Actual	378.21	44.20	1.17	117.82	3.12	162.02	4.28

5.45 Considering the above submission, the Commission allows the power purchase quantum of 378.21 MU for total cost of Rs. 162.02 Crore at average power purchase cost of Rs. 4.28/kWh for the month of August, 2021 as shown in Table above. The variation in power purchase cost is mainly on account of lower cost of power purchase from Manikaran Power and imbalance pools, as already explained in para above. It is noticed that though the cost of power procurement from Unit 5 & 8 has been increased due to increase in imported fuel price and the resultant decrease in price from Unit-7 has marginal impact in reducing the total power procurement cost from TPC-G. The actual purchase for same month in FY 2020-21 i.e. August 2020 was 315.81 MU and power purchase cost was Rs. 133.24 Crore with APPC of Rs. 4.22/kWh.

Summary

5.46 To summarise, BEST has optimised its overall power purchase cost by taking following actions:

- (a) Entire power purchased from Manikaran Power Ltd having the least Variable Cost in MOD.
- (b) Power procurement from TPC-G
- (c) Sale of surplus power at higher rate

6. FAC on account of fuel and power purchase cost (F)

6.1 The Commission has worked out the average power purchase cost for the month of August, 2021 as shown in above table. The same has been compared with the average power purchase cost approved by the Commission in Tariff Order dated 30 March, 2020 and accordingly arrived at differential per unit rate at which Z_{FAC} is to be passed on to the consumers.

6.2 It is noted that BEST has incurred the per unit Power Purchase cost which is lower than the limits Approved per unit Power Purchase Cost hence the Z_{FAC} worked out by the Commission on account of difference in power purchase cost for the month of August, 2021 is negative as shown in the Table below.



Table 12: Computed Z_{FAC} for the month of August 2021

S. No.	Particulars	Units	August 2021
1	Average power purchase cost approved by the Commission	Rs./kWh	4.66
2	Actual average power purchase cost	Rs./kWh	4.28
3	Change in average power purchase cost (=2 -1)	Rs./kWh	(0.38)
4	Net Power Purchase	MU	378.21
5	Change in fuel and power purchase cost (=3 x 4/10)	Rs. Crore	(14.39)

7. Adjustment for over recovery/under recovery (B)

7.1 The adjustment for over recovery/under recovery has to be done for the (n-4) month as per provisions of MYT Regulations, 2019. As FAC levied for the month of April 2021 was nil, there would not be any adjustment factor for the month of August 2021 while computing the allowable FAC.

8. Carrying Cost for over recovery/under recovery (B)

8.1 As explained in the above paragraph in absence of any adjustment factor for previous month, there is no carrying cost which is to be allowed in FAC for the month of August, 2021.

9. Disallowance due to excess Distribution Loss

9.1 Regulation 10.8 of MYT Regulations, 2015 provides for FAC amount to be reduced in case the actual distribution loss for the month exceeds the approved distribution loss. The relevant extract is reproduced as follows.

“10.8 The total Z_{FAC} recoverable as per the formula specified above shall be recovered from the actual sales in terms of “Rupees per kilowatt-hour”:

Provided that, in case of unmetered consumers, the Z_{FAC} shall be recoverable based on estimated sales to such consumers, computed in accordance with such methodology as may be stipulated by the Commission:

Provided further that, where the actual annual sliding distribution losses of the Distribution Licensee exceed the level approved by the Commission, the amount of Z_{FAC} corresponding to the excess distribution losses (in kWh terms) shall be deducted from the total Z_{FAC} recoverable”

9.2 The following table provides the comparison of approved and actual distribution loss and disallowance due to excess distribution loss if any.



Table 13: Distribution Loss for the month of August 2021

S. N	Particulars	Units	Approved in Tariff Order	August 2021 – Actual	Cumulative Actual April 21 to August 21	Annual Sliding Loss – Sep 20 to Aug 21
1	Net Energy Input at Distribution Voltage	MU	4,888.10	365.35	1,828.07	4,157.02
2	BEST Retail Sales	MU	4,683.78	354.87	1,749.39	4018.29
3	Distribution Loss (1 - 2)	MU	204.32	10.48	78.69	138.73
4	Distribution Loss as % of net energy input (3/1)	%	4.18%	2.87%	4.30%	3.34%
5	Excess Distribution Loss = [Actual Distribution Loss (4) - Distribution loss approved (4)] x Net Energy Input (1)	MU	-	-	-	-
6	Disallowance of FAC due to excess Distribution Loss	Rs. Crore	0	0	0	0

9.3 As seen from the above table, for the month of August, 2021, the standalone distribution loss is lower than the approved distribution loss. BEST has submitted that the power purchase quantum is for a calendar month whereas sales figures are spread over different months on account of billing cycle. The standalone distribution loss for the month may give erratic figure due to consideration of energy sales with different bill generation period. However, the cumulative distribution loss up to the month in financial year may give figure near to target distribution loss. Hence, to determine the actual distribution loss for a month sum of purchase and sales for a period of 12 months is required to be considered. It is observed that cumulative loss of 4.30% upto August, 2021 is only marginally higher than approved loss.

9.4 Further, the comparison of Distribution Loss for the August 2021 as compared to last year is as given below:

Table 14: Monthly Distribution Loss of FY 2020-21 and FY 2021-22

Particulars	Approved Loss	April	May	June	July	Aug	Cumulative upto Aug
FY 2021-22	4.18%	2.65%	4.30%	3.15%	8.47%	2.87%	4.30%
FY 2020-21	4.18%	2.79%	13.92%*	-24.42% [§]	1.64%	3.37%	-0.23%

*- Estimated billing undertaken due to widespread pandemic of COVID-19

§ - Negative distribution loss due to accounting of incremented sale units of prior period in June-2020 due to COVID-19 pandemic

9.5 **It is observed that annual sliding Distribution Loss of 3.34% is lower than the approved loss of 4.18% and also FAC amount is negative. Accordingly, the Commission has not worked out any disallowance on account of Distribution Loss for the month of August, 2021.**

10. Summary of Allowable ZFAC



10.1 The summary of the FAC amount as approved by the Commission for the month of August, 2021 is as shown in the Table below.

Table 15: Summary of Allowable Z_{FAC} for August, 2021

S. No.	Particulars	Units	August 2021 - As per BEST	August 2021 – As Approved
1	Calculation of ZFAC			
1.1	Change in cost of generation and power purchase attributable to Sales within the License Area (F)	Rs. Crore	(14.39)	(14.39)
1.2	Carrying cost for over-recovery/under-recovery (C)	Rs. Crore	-	-
1.3	Adjustment factor for over-recovery/under-recovery (B)	Rs. Crore	-	-
1.4	ZFAC = F+C+B	Rs. Crore	(14.39)	(14.39)
2	Calculation of Per Unit FAC			
2.1	Energy Sales within the License Area	MU	354.87	354.87
2.2	Excess Distribution Loss	MU	-	-
2.3	ZFAC per kWh	Rs./kWh	(0.41)	(0.41)
3	Allowable FAC			
3.1	FAC disallowed corresponding to excess Distribution Loss [(2.2 x 2.3)/10]	Rs. Crore	-	-
3.2	FAC allowable [1.4-3.1]	Rs. Crore	(14.39)	(14.39)
4	Utilization of FAC Fund			
4.1	Opening Balance of FAC Fund	Rs. Crore	(336.08)	(336.08)
4.2	Holding Cost on FAC Fund	Rs. Crore	(2.25)	(2.25)
4.3	Z _{FAC} for the month (Sr. N. 3.2)	Rs. Crore	(14.39)	(14.39)
4.4	Closing Balance of FAC Fund	Rs. Crore	(352.72)	(352.72)
4.5	Z _{FAC} leviable/refundable to consumer	Rs. Crore	-	-
5.0	Energy Sales within the License Area	MU	354.87	354.87
6.0	ZFAC per kWh [(4.5/5.0)*10]	Rs./kWh	-	-
7.0	Total FAC based on category wise and slab wise allowed to be recovered in the billing month of October 2021	Rs. Crore	-	-
8.0	Carried forward FAC for recovery during future period (4.5-7.0)	Rs. Crore	-	-

10.2 BEST has considered the holding cost considering the MCLR + 150 basis points. This turns out to be 8.50% for August 2021 and holding cost worked out is Rs. 2.25 Crore which is also approved by the Commission. The holding cost as calculated will be contributed to the FAC fund and is outlined as below:

Table 16: Calculation of Holding Cost for the month of August 2021

Calculation of Carrying Cost



Month	August -21
Op. Balance	(317.95)
FAC fund of the Month	(14.39)
Cl. Balance	(332.33)
Interest Rate	8.50%
Interest for the month	(2.25)
Cumulative Interest till previous month	(18.14)
Cumulative Interest till Current Month	(20.39)
Total	(352.72)

10.3 It can be seen from the above table that standalone FAC for the month of August, 2021 is Rs. (14.39) Crore. As the FAC is negative, the said amount will be accumulated in FAC Fund for stabilisation of FAC rate over the period.

11. Recovery from Consumers:

11.1 Regulation 10.9 of MYT Regulations, 2019 provides for methodology of recovery of FAC charge from each category of consumers. The relevant extract is reproduced as below.

“10.9 The ZFAC per kWh for a particular Tariff category/sub-category/consumption slab shall be computed as per the following formula: —

$$Z_{FAC\ Cat} (Rs/kWh) = [Z_{FAC} / (\text{Metered sales} + \text{Unmetered consumption estimates} + \text{Excess distribution losses})] * k * 10,$$

Where:

$Z_{FAC\ Cat}$ = Z_{FAC} component for a particular Tariff category/sub-category/consumption slab in ‘Rupees per kWh’ terms;

k = Average Billing Rate / ACOS;

Average Billing Rate = Average Billing Rate for a particular Tariff category/sub-category/consumption slab under consideration in ‘Rupees per kWh’ as approved by the Commission in the Tariff Order:

Provided that the Average Billing Rate for the unmetered consumers shall be based on the estimated sales to such consumers, computed in accordance with such methodology as may be stipulated by the Commission:

ACOS = Average Cost of Supply in ‘Rupees per kWh’ as approved for recovery by the Commission in the Tariff Order:



Provided that the monthly Z_{FAC} shall not exceed 20% of the variable component of Tariff or such other ceiling as may be stipulated by the Commission from time to time:

Provided further that any under-recovery in the Z_{FAC} on account of such ceiling shall be carried forward and shall be recovered by the Distribution Licensee over such future period as may be directed by the Commission....”

11.2 The Commission had invoked power of removing difficulties under MYT Regulation, 2019 and made following changes for computation of FAC.

8.2.15.4 Therefore, using its powers for Removal of Difficulties under Regulations 106 of MYT Regulations, 2019, the Commission is making following changes in FAC mechanism stipulated under Regulation 10 of MYT Regulations, 2019:

a. Distribution Licensee shall undertake computation of monthly FAC as per Regulation 10 of the MYT Regulations, 2019 except for treatment to be given to negative FAC as follows:

- i. Negative FAC amount shall be carried forward to the next FAC billing cycle with holding cost.*
- ii. Such carried forward negative FAC shall be adjusted against FAC amount for the next month and balance negative amount shall be carried forward to subsequent month with holding cost.*
- iii. Such carry forward of negative FAC shall be continued till the accumulated negative FAC becomes 20% of monthly tariff revenue approved by the Commission in Tariff Order. In case of BEST such limit shall be Rs. 59 Crore. Any accumulated amount above such limit shall be refunded to consumers through FAC mechanism.*
- iv. In case such FAC Fund is yet to be generated or such generated fund is not sufficient to adjust against FAC computed for given month, then Distribution Licensee can levy such amount to the consumers through FAC mechanism.*

11.3 Accordingly, the Commission allows the FAC amount of Rs. (14.39) Crore for the month of August, 2021 to be accumulated as FAC Fund and shall be carried forward to the next billing cycle with holding cost.

11.4 The Commission in its approval for the month of July, 2021 dated 27 October 2021, has directed BEST to carry forward the approved FAC amount of Rs. (336.08) Crore to be accumulated as FAC Fund to be carried forward to the next billing cycle with holding cost. The opening balance of FAC fund along with holding cost is Rs. (338.34) Crore.

11.5 The Commission in its approval for the month of March 2021 dated 24 May 2021 has decided to accumulate the FAC Fund arising out of negative FAC up to March



2023 along with the holding cost. Accordingly, considering the approved standalone FAC amount of Rs. (14.39) Crore for the month of August, 2021 and opening balance FAC Fund of Rs. (338.34) Crore, the total amount of Rs. (352.72) Crore is accumulated in the FAC Fund. The Commission allows the BEST to carry forward the accumulated FAC fund of Rs. (352.72) Crore to the next billing cycle with holding cost.

- 11.6 In view of the above, the per unit Z_{FAC} for the month of August, 2021 to be levied on the consumers of BEST in the billing month of October, 2021 is Nil.**

